











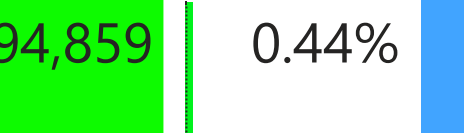














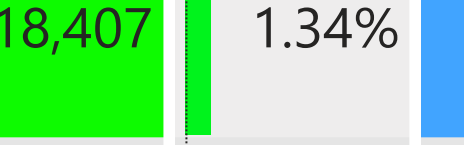




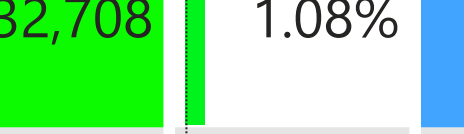




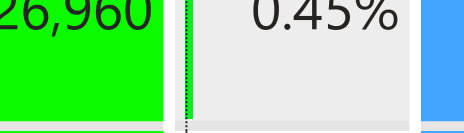




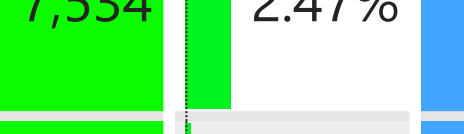









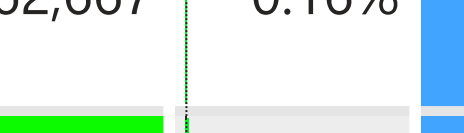














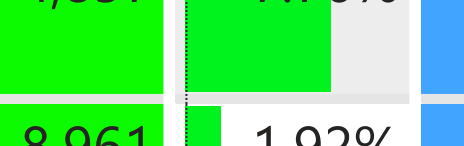









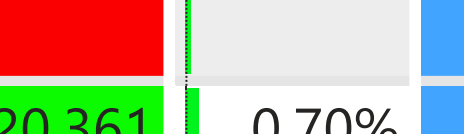




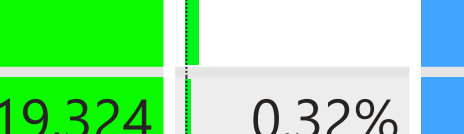




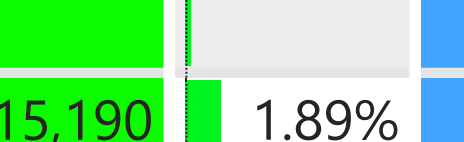









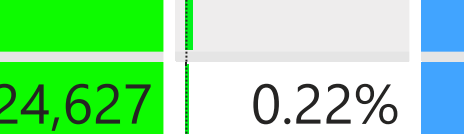









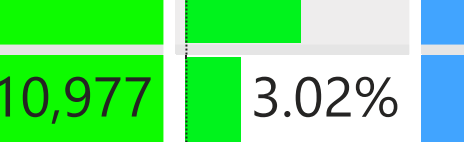




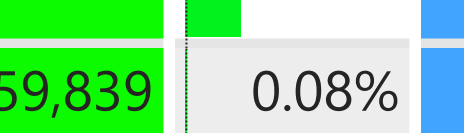









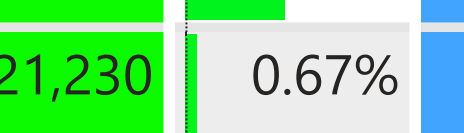




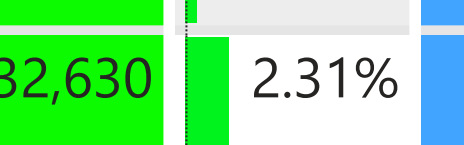




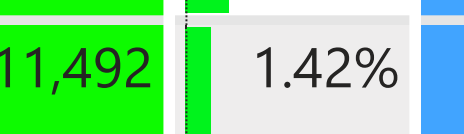









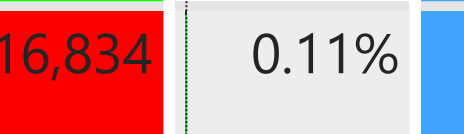




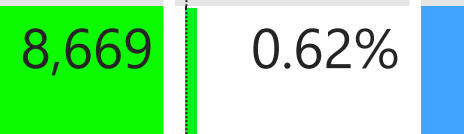





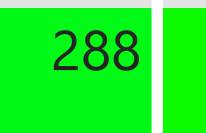



















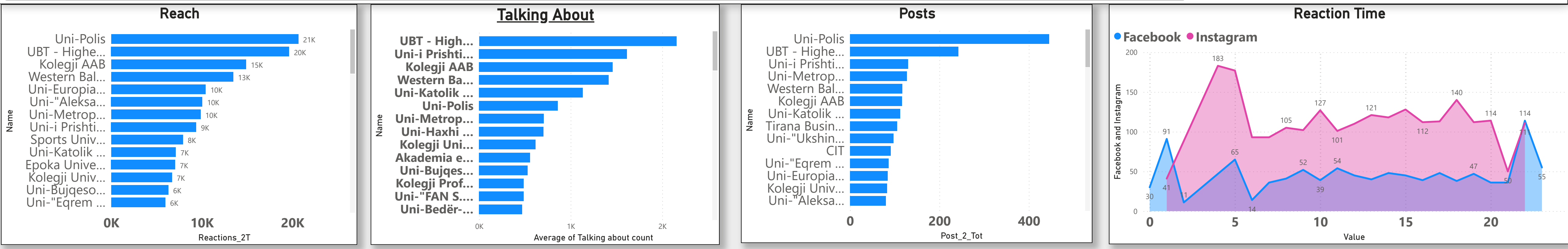


Terra Rank	Name	Flag	Trend %	Avatar (F)	Talking About (F)	Followers (F)	Fans Reactions	Post (F)	Likes (F)	% Trend (F)	Reactions Trends (F)	Audience	Rank (I)	Avatar (I)	Followers (I)	Follows Reactions	Post (I)	Likes (I)	% Trend (I)	Reactions Tren (I)
1	Uni-Polis		11.06%		766	22,053	1.43%	331	18	28.57%		Instagram	1		7,002	5.11%	113	129	17.27%	
2	UBT		-5.23%		2,730	114,608	0.46%	125	84	-20.75%		Facebook	3		9,872	3.91%	116	79	2.60%	
3	AAB		16.98%		1,700	94,859	0.44%	59	89	41.27%		Instagram	2		19,065	3.28%	56	172	62.26%	
4	Western Balkans University		-7.65%		23	7,013	11.35%	53	94	-64.66%		Instagram	5		4,161	9.35%	63	135	42.11%	
5	Uni-Europian i Tiranës		1.13%		679	57,268	0.19%	47	42	2.44%		Instagram	6		15,967	3.74%	36	234	21.24%	
6	Uni-"Aleksandër Moisiu"		-15.71%		172	18,407	1.34%	39	39	-63.89%		Instagram	4		12,559	7.55%	40	214	-10.83%	
7	Uni-Metropolitan Tirana		7.49%		313	32,708	1.08%	63	57	-40.00%		Instagram	9		4,972	5.39%	63	100	12.36%	
8	Uni-i Prishtinës		-11.77%		284	126,960	0.45%	66	78	8.33%		Facebook	17		4,663	6.03%	63	67	-2.90%	
9	Sports University of Tirana		89.61%		140	7,534	2.47%	24	51	264.29%		Instagram	7		3,006	14.17%	31	216	137.36%	
10	Zoja e Këshillit të Mirë		7.61%		428	59,356	0.37%	57	26	0.00%		Instagram	10		7,903	4.02%	54	104	16.85%	
11	Epoka University		-19.66%		404	62,667	0.16%	29	20	-16.67%		Instagram	8		6,388	11.55%	35	185	-8.87%	
12	Universum		5.53%		404	74,872	0.18%	51	42	13.51%		Instagram	14		7,704	4.21%	31	146	62.22%	
13	Uni-Bujqesor i Tiranës		-0.09%		544	4,202	4.24%	23	52	-41.57%		Instagram	11		4,283	14.76%	24	213	-23.93%	
14	Uni-"Eqrem Çabej"		129.00%		340	4,857	7.76%	45	73	231.82%		Facebook	21		1,546	14.94%	40	67	168.00%	
15	Uni-Aldent Faqja Zyrtare		31.38%		8	8,961	1.92%	11	64	16.36%		Instagram	12		7,885	10.29%	10	506	162.18%	
16	Uni-Bedër-Faqja Zyrtare		42.65%		489	94,559	0.28%	23	57	128.00%		Instagram	16		4,010	8.65%	29	151	106.85%	
17	Universiteti Barleti		19.47%		198	20,361	0.70%	36	26	44.44%		Instagram	15		6,507	5.23%	36	125	68.92%	
18	Tirana Business University College		152.03%		85	19,324	0.32%	52	12	-50.00%		Instagram	13		8,949	2.86%	52	92	37.31%	
19	Uni-Haxhi Zeka		-19.09%		63	15,190	1.89%	39	51	-8.93%		Facebook	32		3,250	2.68%	26	29	-21.62%	
20	Uni-MESDHETAR I SHQIPERISE		9.50%		336	34,951	0.43%	29	73	28.07%		Instagram	20		14,980	1.60%	28	96	47.69%	
21	CIT		6.96%		152	24,627	0.22%	45	20	11.11%		Instagram	18		3,871	5.53%	45	77	5.48%	
22	Akademia e Forcave të Armatosura		8.28%		878	5,024	6.13%	30	125	19.05%		Facebook	38		139	46.04%	11	46	0.00%	
23	Uni-"Fan S. Noli"		-6.78%		873	10,977	3.02%	51	76	15.15%		Facebook	44		961				0.00%	
24	University of New York in Tirana		7.77%		256	59,839	0.08%	31	18	-55.00%		Instagram	19		4,681	3.57%	27	103	0.00%	
25	Uni-"Isa Boletini"		-0.12%		226	4,716	5.34%	49	51	18.60%		Instagram	28		863	15.06%	15	55	41.03%	
26	Uni-"Ukshin Hoti"		7.96%		173	21,230	0.67%	74	33	-8.33%		Instagram	33		539	12.06%	22	33	37.50%	
27	Kolegji Universitar i Biznesit		20.40%		94	32,630	2.31%	20	80	-28.57%		Facebook	26		10,921	1.02%	25	58	28.89%	
28	Albanian University		68.89%		65	11,492	1.42%	9	56	40.00%		Instagram	22		17,450	3.58%	9	277	78.71%	
29	Uni-i Arteve, Tirane		13.31%		36	43,293	0.31%	19	31	19.23%		Instagram	24		3,629	10.69%	13	179	57.02%	
30	Uni-Qiriazi		-19.65%		146	16,834	0.11%	19	8	-20.00%		Instagram	23		9,326	4.02%	20	122	-61.99%	
31	Uni-"Luigj Gurakuqi"		-1.35%		54	8,669	0.62%	33	11	10.00%		Instagram	25		1,886	12.67%	27	68	17.24%	
32	Uni-"Aleksandër Xhuvani"		-2.07%		288	14,394	3.40%	35	56	-22.22%		Facebook	44						0.00%	
33	Uni-"Fehmi Agani"		10.68%		73	10,022	4.71%	21	56	86.67%		Facebook	37		995	7.94%	14	42	16.67%	
34	Kolegji Heimerer		29.50%		189	25,357	0.48%	16	34	6.25%		Instagram	27		3,451	7.36%	15	79	27.42%	
35	Uni-i Shkencave të Aplikuara në Ferizaj		13.04%		269	10,435	3.29%	16	77	75.00%		Facebook	39							



Top Posts by reactions Facebook

Top Posts by reactions Instagram

The report on social media until Oct 31, 2023, based on the notes and list provided, shows significant changes in the performance . Facebook and Instagram compared to Sep 2023.

Terra Rank	Name	Info
1	Uni-Polis	General ranking (1) for the period: 01/10/2023 until 31/10/2023 meta talking about: 766 Facebook: ranked (2) won 6 position Total Fans: 22053 Total number of posts: 331 or 301 more than average of posts Average post per day: 11 Average feedback per post: 129 or 17 more than average feedback There is a trend positive, so (4) people react a lot to posts On average, (0.82) people reacted for every 1000 followers of the site Instagram: ranked (1) won 7 position Total Followers: 7002 Total number of posts: 113 or 100 more than average of posts. Average post per day: 1 Average feedback per post: 129 or 17 more than average feedback There is a trend positive, so (19) people react a lot to posts On average, (1) people reacted for every 1000 followers of the site . Audience Instagram
2	UBT	General ranking (2) for the period: 01/10/2023 until 31/10/2023 meta talking about: 2730 Facebook: ranked (1) won 1 position Total Fans: 114608 Total number of posts: 125 or 95 more than average of posts Average post per day: 5 Average feedback per post: 79 or -38 less than average feedback There is a trend negative, so (-22) people react less in posts On average, (0.73) people reacted for every 1000 followers of the site Instagram: ranked (3) won 12 position Total Followers: 9872 Total number of posts: 116 or 103 more than average of posts. Average post per day: 1 Average feedback per post: 79 or -38 less than average feedback There is a trend positive, so (2) people react a lot to posts On average, (1) people reacted for every 1000 followers of the site . Audience Facebook
3	AAB	General ranking (3) for the period: 01/10/2023 until 31/10/2023 meta talking about: 1700 Facebook: ranked (3) won 2 position Total Fans: 94859 Total number of posts: 59 or 29 more than average of posts Average post per day: 2 Average feedback per post: 172 or 61 more than average feedback There is a trend positive, so (26) people react a lot to posts On average, (0.94) people reacted for every 1000 followers of the site Instagram: ranked (2) won 7 position Total Followers: 19065 Total number of posts: 56 or 43 more than average of posts. Average post per day: 1 Average feedback per post: 172 or 61 more than average feedback There is a trend positive, so (66) people react a lot to posts On average, (1) people reacted for every 1000 followers of the site . Audience Instagram
4	Western Balkans University	General ranking (4) for the period: 01/10/2023 until 31/10/2023 meta talking about: 23 Facebook: ranked (5) lost -4 position Total Fans: 7013 Total number of posts: 53 or 23 more than average of posts Average post per day: 2 Average feedback per post: 135 or 23 more than average feedback There is a trend negative, so (-172) people react less in posts On average, (13.4) people reacted for every 1000 followers of the site Instagram: ranked (5) won 6 position Total Followers: 4161 Total number of posts: 63 or 50 more than average of posts. Average post per day: 1 Average feedback per post: 135 or 23 more than average feedback There is a trend positive, so (40) people react a lot to posts On average, (1) people reacted for every 1000 followers of the site . Audience Instagram
5	Uni-European i Tiranës	General ranking (5) for the period: 01/10/2023 until 31/10/2023 meta talking about: 679 Facebook: ranked (14) won 1 position Total Fans: 57268 Total number of posts: 47 or 17 more than average of posts Average post per day: 2 Average feedback per post: 234 or 124 more than average feedback There is a trend positive, so (1) people react a lot to posts On average, (0.73) people reacted for every 1000 followers of the site Instagram: ranked (6) lost -2 position Total Followers: 15967 Total number of posts: 36 or 23 more than average of posts. Average post per day: 1 Average feedback per post: 234 or 124 more than average feedback There is a trend positive, so (41) people react a lot to posts On average, (1) people reacted for every 1000 followers of the site . Audience Instagram
6	Uni-"Aleksandër Moisiu"	General ranking (6) for the period: 01/10/2023 until 31/10/2023 meta talking about: 172 Facebook: ranked (18) lost -15 position Total Fans: 18407 Total number of posts: 39 or 9 more than average of posts Average post per day: 2 Average feedback per post: 214 or 104 more than average feedback There is a trend negative, so (-69) people react less in posts On average, (2.12) people reacted for every 1000 followers of the site Instagram: ranked (4) lost -2 position Total Followers: 12559 Total number of posts: 40 or 27 more than average of posts. Average post per day: 1 Average feedback per post: 214 or 104 more than average feedback There is a trend negative, so (-26) people react less in posts On average, (1) people reacted for every 1000 followers of the site . Audience Instagram
7	Uni-Metropolitan Tirana	General ranking (7) for the period: 01/10/2023 until 31/10/2023 meta talking about: 313 Facebook: ranked (8) lost -2 position Total Fans: 32708 Total number of posts: 63 or 33 more than average of posts Average post per day: 3 Average feedback per post: 100 or -14 less than average feedback There is a trend negative, so (-38) people react less in posts On average, (1.74) people reacted for every 1000 followers of the site Instagram: ranked (9) won 5 position Total Followers: 4972 Total number of posts: 63 or 50 more than average of posts. Average post per day: 1 Average feedback per post: 100 or -14 less than average feedback There is a trend positive, so (11) people react a lot to posts On average, (1) people reacted for every 1000 followers of the site . Audience Instagram
8	Uni-i Prishtinës	General ranking (8) for the period: 01/10/2023 until 31/10/2023 meta talking about: 284 Facebook: ranked (4) Total Fans: 126960 Total number of posts: 66 or 36 more than average of posts Average post per day: 3 Average feedback per post: 67 or -49 less than average feedback There is a trend positive, so (6) people react a lot to posts On average, (0.61) people reacted for every 1000 followers of the site Instagram: ranked (17) won 1 position Total Followers: 4663 Total number of posts: 63 or 50 more than average of posts. Average post per day: 1 Average feedback per post: 67 or -49 less than average feedback There is a trend negative, so (-2) people react less in posts On average, (1) people reacted for every 1000 followers of the site . Audience Facebook
9	Sports University of Tirana	General ranking (9) for the period: 01/10/2023 until 31/10/2023 meta talking about: 140 Facebook: ranked (25) won 17 position Total Fans: 7534 Total number of posts: 24 or 6 less than average of posts Average post per day: 1 Average feedback per post: 216 or 105 more than average feedback There is a trend positive, so (37) people react a lot to posts On average, (6.77) people reacted for every 1000 followers of the site Instagram: ranked (7) won 5 position Total Followers: 3006 Total number of posts: 31 or 18 more than average of posts. Average post per day: 1 Average feedback per post: 216 or 105 more than average feedback There is a trend positive, so (125) people react a lot to posts On average, (1) people reacted for every 1000 followers of the site . Audience Instagram
10	Zoja e Këshillit të Mirë	General ranking (10) for the period: 01/10/2023 until 31/10/2023 meta talking about: 428 Facebook: ranked (19) lost -8 position Total Fans: 59356 Total number of posts: 57 or 27 more than average of posts Average post per day: 2 Average feedback per post: 104 or -10 less than average feedback There is a trend positive, so (0) people react a lot to posts On average, (0.44) people reacted for every 1000 followers of the site Instagram: ranked (10) won 4 position Total Followers: 7903 Total number of posts: 54 or 41 more than average of posts. Average post per day: 1 Average feedback per post: 104 or -10 less than average feedback There is a trend positive, so (15) people react a lot to posts On average, (1) people reacted for every 1000 followers of the site . Audience Instagram
11	Epoka University	General ranking (11) for the period: 01/10/2023 until 31/10/2023 meta talking about: 404 Facebook: ranked (35) won 5 position Total Fans: 62667 Total number of posts: 29 or 1 less than average of posts Average post per day: 1 Average feedback per post: 185 or 73 more than average feedback There is a trend negative, so (-4) people react less in posts On average, (0.32) people reacted for every 1000 followers of the site Instagram: ranked (8) lost -5 position Total Followers: 6388 Total number of posts: 35 or 22 more than average of posts. Average post per day: 1 Average feedback per post: 185 or 73 more than average feedback There is a trend negative, so (-18) people react less in posts On average, (1) people reacted for every 1000 followers of the site . Audience Instagram
12	Universum	General ranking (12) for the period: 01/10/2023 until 31/10/2023 meta talking about: 404 Facebook: ranked (12) won 2 position Total Fans: 74872 Total number of posts: 51 or 21 more than average of posts Average post per day: 2 Average feedback per post: 146 or 33 more than average feedback There is a trend positive, so (5) people react a lot to posts On average, (0.56) people reacted for every 1000 followers of the site Instagram: ranked (14) lost -1 position Total Followers: 7704 Total number of posts: 31 or 18 more than average of posts. Average post per day: 1 Average feedback per post: 146 or 33 more than average feedback There is a trend positive, so (56) people react a lot to posts On average, (1) people reacted for every 1000 followers of the site . Audience Instagram
13	Uni-Bujqësor i Tiranës	General ranking (13) for the period: 01/10/2023 until 31/10/2023 meta talking about: 544 Facebook: ranked (26) won 3 position Total Fans: 4202 Total number of posts: 23 or 7 less than average of posts Average post per day: 1 Average feedback per post: 213 or 101 more than average feedback There is a trend negative, so (-37) people react less in posts On average, (12.38) people reacted for every 1000 followers of the site Instagram: ranked (11) lost -5 position Total Followers: 4283 Total number of posts: 24 or 11 more than average of posts. Average post per day: 1 Average feedback per post: 213 or 101 more than average feedback There is a trend negative, so (-67) people react less in posts On average, (1) people reacted for every 1000 followers of the site . Audience Instagram
14	Uni-"Eqrem Çabej"	General ranking (14) for the period: 01/10/2023 until 31/10/2023 meta talking about: 340 Facebook: ranked (9) won 26 position Total Fans: 4857 Total number of posts: 45 or 15 more than average of posts Average post per day: 2 Average feedback per post: 67 or -48 less than average feedback There is a trend positive, so (51) people react a lot to posts On average, (15.03) people reacted for every 1000 followers of the site Instagram: ranked (21) won 10 position Total Followers: 1546 Total number of posts: 40 or 27 more than average of posts. Average post per day: 1 Average feedback per post: 67 or -48 less than average feedback There is a trend positive, so (42) people react a lot to posts On average, (1) people reacted for every 1000 followers of the site . Audience Facebook
15	Uni-Aldent Faqja Zyrtare	General ranking (15) for the period: 01/10/2023 until 31/10/2023 meta talking about: 8 Facebook: ranked (31) lost -3 position Total Fans: 8961 Total number of posts: 11 or 19 less than average of posts Average post per day: 1 Average feedback per post: 506 or 395 more than average feedback There is a trend positive, so (9) people react a lot to posts On average, (7.14) people reacted for every 1000 followers of the site Instagram: ranked (12) lost -8 position Total Followers: 7885 Total number of posts: 10 or 3 less than average of posts Average post per day: 1 Average feedback per post: 506 or 395 more than average feedback There is a trend positive, so (313) people react a lot to posts On average, (1) people reacted for every 1000 followers of the site . Audience Instagram
16	Uni-Bedër-Faqja Zyrtare	General ranking (16) for the period: 01/10/2023 until 31/10/2023 meta talking about: 489 Facebook: ranked (21) won 9 position Total Fans: 94559 Total number of posts: 23 or 7 less than average of posts Average post per day: 1 Average feedback per post: 151 or 38 more than average feedback There is a trend positive, so (32) people react a lot to posts On average, (0.6) people reacted for every 1000 followers of the site Instagram: ranked (16) won 1 position Total Followers: 4010 Total number of posts: 29 or 16 more than average of posts. Average post per day: 1 Average feedback per post: 151 or 38 more than average feedback There is a trend positive, so (78) people react a lot to posts On average, (1) people reacted for every 1000 followers of the site . Audience Instagram
17	Universitet i Barleti	General ranking (17) for the period: 01/10/2023 until 31/10/2023 meta talking about: 198 Facebook: ranked (29) lost -3 position Total Fans: 20361 Total number of posts: 36 or 6 more than average of posts Average post per day: 2 Average feedback per post: 125 or 12 more than average feedback There is a trend positive, so (8) people react a lot to posts On average, (1.28) people reacted for every 1000 followers of the site Instagram: ranked (15) won 1 position Total Followers: 6507 Total number of posts: 36 or 23 more than average of posts. Average post per day: 1 Average feedback per post: 125 or 12 more than average feedback There is a trend positive, so (51) people react a lot to posts On average, (1) people reacted for every 1000 followers of the site . Audience Instagram
18	Tirana Business University College	General ranking (18) for the period: 01/10/2023 until 31/10/2023 meta talking about: 85 Facebook: ranked (33) lost -11 position Total Fans: 19324 Total number of posts: 52 or 22 more than average of posts Average post per day: 2 Average feedback per post: 92 or -22 less than average feedback There is a trend negative, so (-12) people react less in posts On average, (0.62) people reacted for every 1000 followers of the site Instagram: ranked (13) won 6 position Total Followers: 8949 Total number of posts: 52 or 39 more than average of posts. Average post per day: 1 Average feedback per post: 92 or -22 less than average feedback There is a trend positive, so (25) people react a lot to posts On average, (1) people reacted for every 1000 followers of the site . Audience Instagram
19	Uni-Haxhi Zeka	General ranking (19) for the period: 01/10/2023 until 31/10/2023 meta talking about: 63 Facebook: ranked (15) lost -5 position Total Fans: 15190 Total number of posts: 39 or 9 more than average of posts Average post per day: 2 Average feedback per post: 29 or -86 less than average feedback There is a trend negative, so (-5) people react less in posts On average, (3.36) people reacted for every 1000 followers of the site Instagram: ranked (32) lost -4 position Total Followers: 3250 Total number of posts: 26 or 13 more than average of posts. Average post per day: 1 Average feedback per post: 29 or -86 less than average feedback There is a trend negative, so (-8) people react less in posts On average, (1) people reacted for every 1000 followers of the site . Audience Facebook
20	Uni-MESDHET AR I SHQIPERIS E	General ranking (20) for the period: 01/10/2023 until 31/10/2023 meta talking about: 336 Facebook: ranked (13) won 12 position Total Fans: 34951 Total number of posts: 29 or 1 less than average of posts Average post per day: 1 Average feedback per post: 96 or -18 less than average feedback There is a trend positive, so (16) people react a lot to posts On average, (2.09) people reacted for every 1000 followers of the site Instagram: ranked (20) won 1 position Total Followers: 14980 Total number of posts: 28 or 15 more than average of posts. Average post per day: 1 Average feedback per post: 96 or -18 less than average feedback There is a trend positive, so (31) people react a lot to posts On average, (1) people reacted for every 1000 followers of the site . Audience Instagram
21	CIT	General ranking (21) for the period: 01/10/2023 until 31/10/2023 meta talking about: 152 Facebook: ranked (30) won 2 position Total Fans: 24627 Total number of posts: 45 or 15 more than average of posts Average post per day: 2 Average feedback per post: 77 or -38 less than average feedback There is a trend positive, so (2) people react a lot to posts On average, (0.81) people reacted for every 1000 followers of the site Instagram: ranked (18) lost -1 position Total Followers: 3871 Total number of posts: 45 or 32 more than average of posts. Average post per day: 1 Average feedback per post: 77 or -38 less than average feedback There is a trend positive, so (4) people react a lot to posts On average, (1) people reacted for every 1000 followers of the site . Audience Instagram