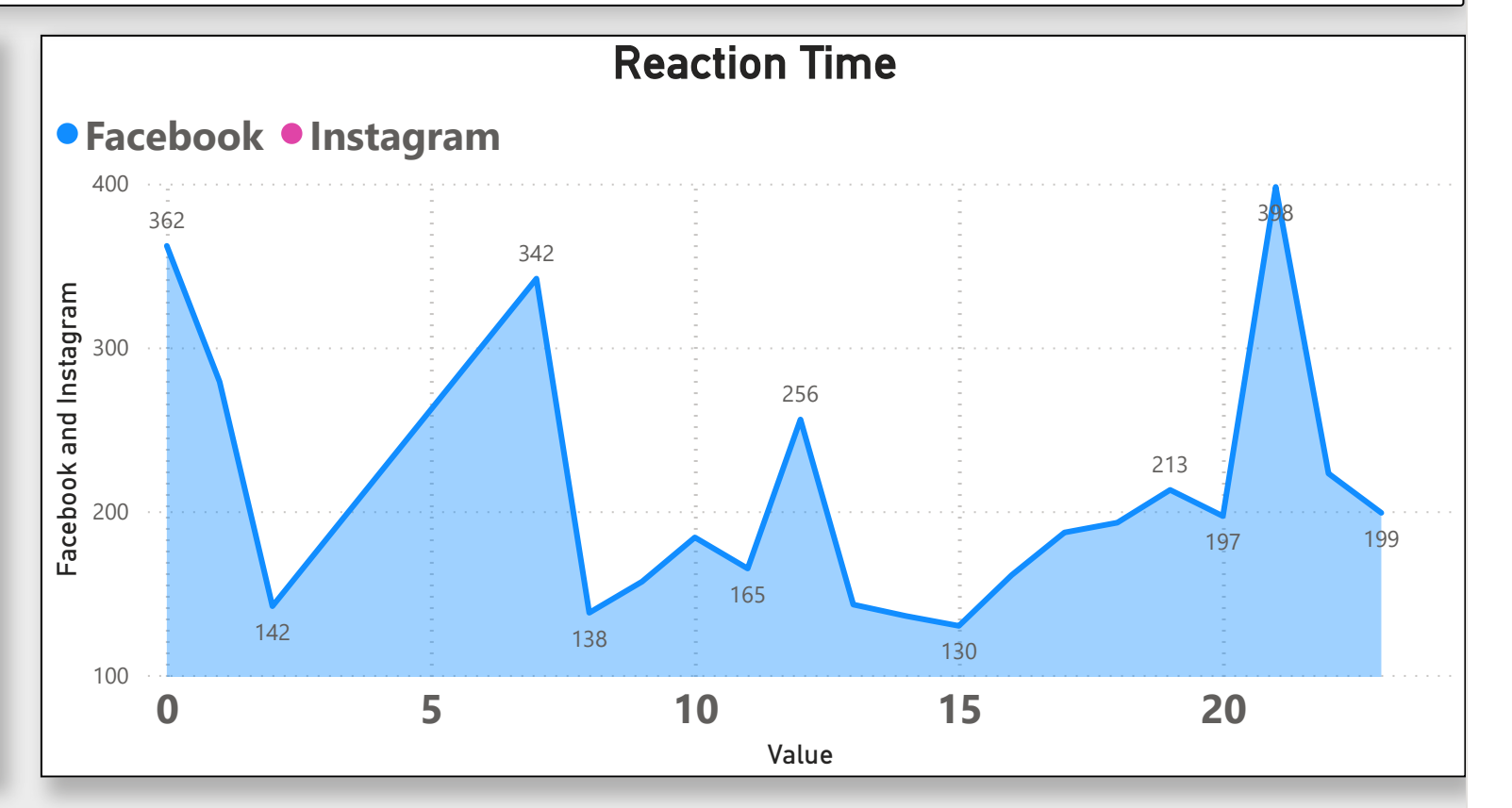
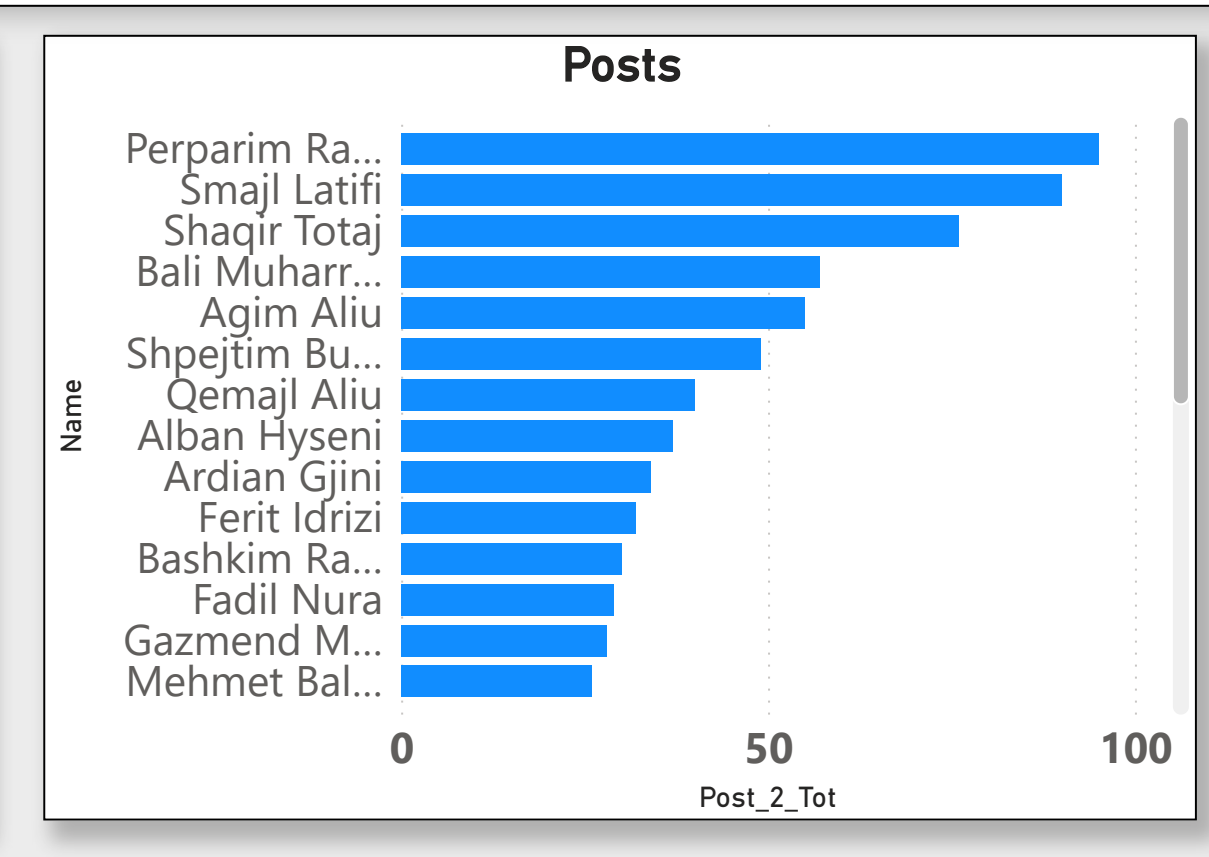
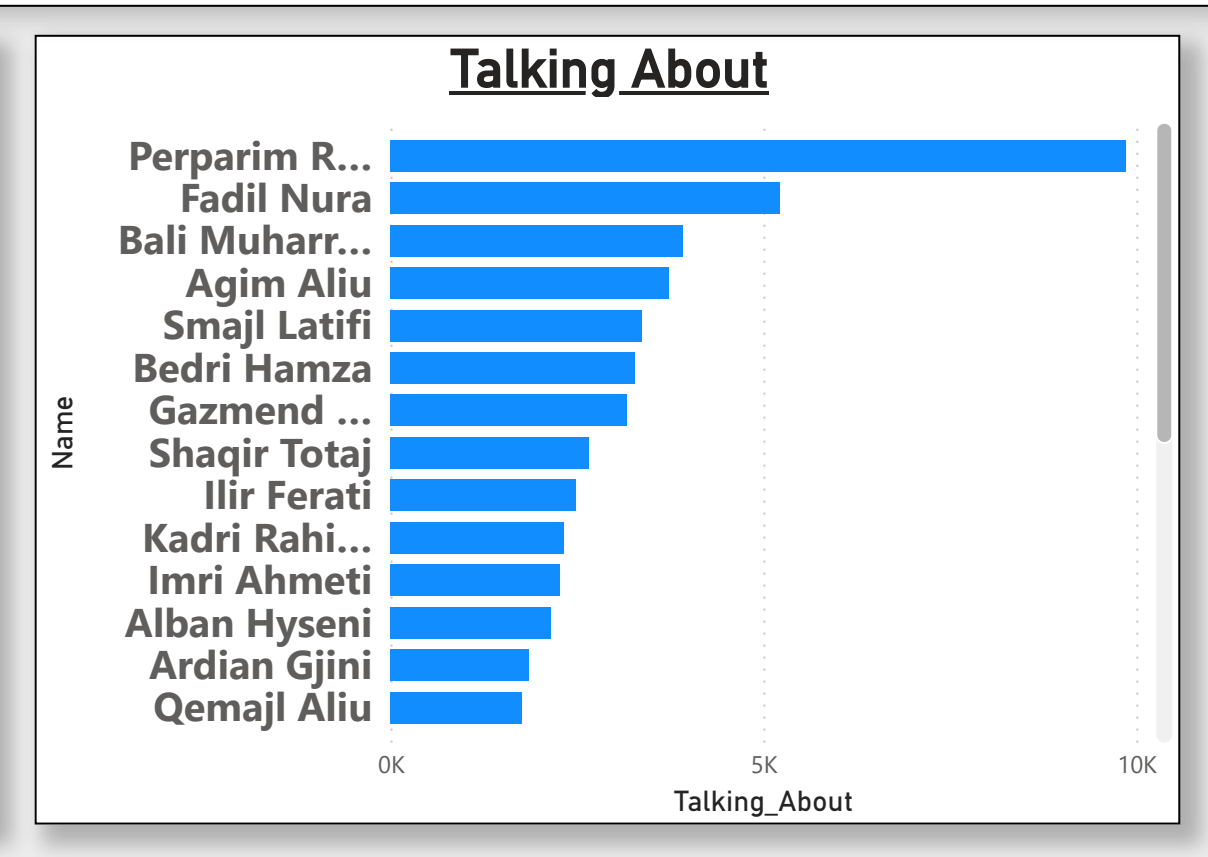
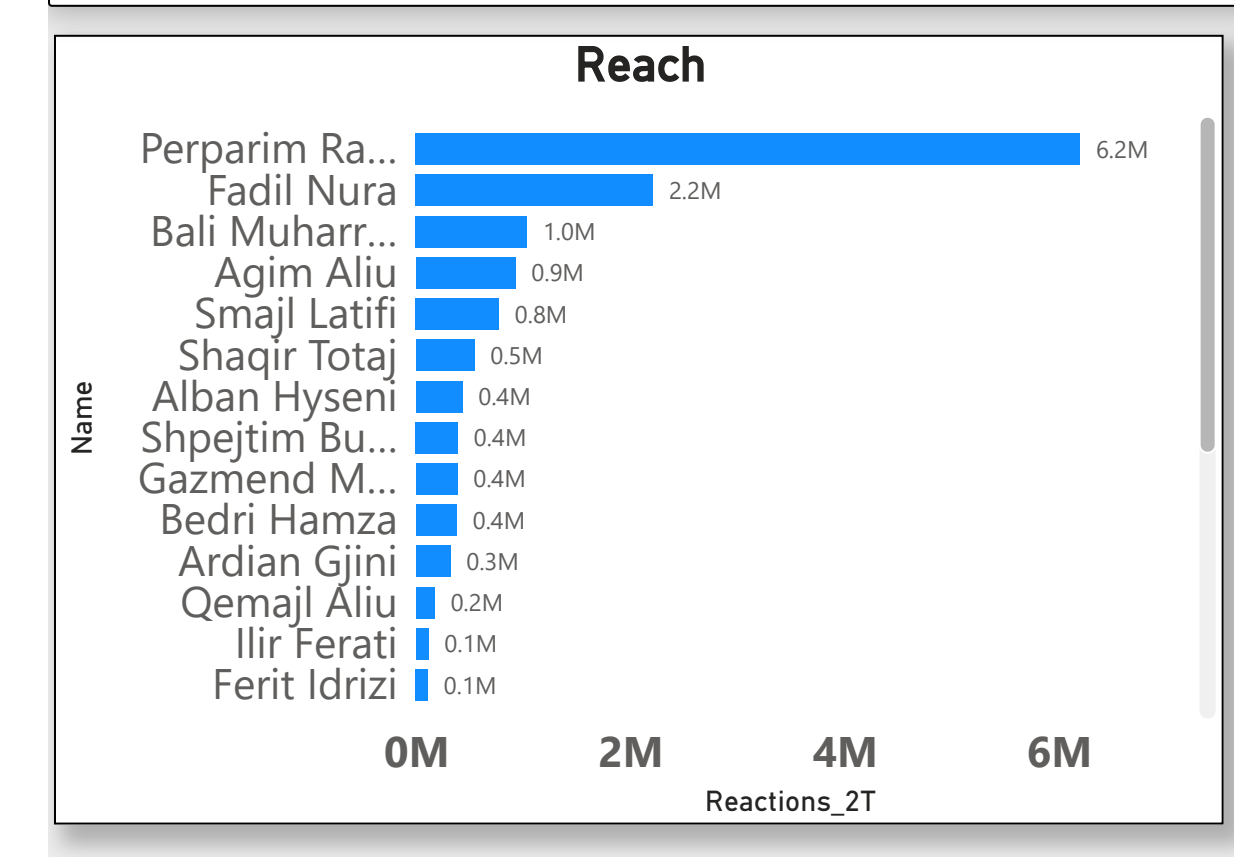
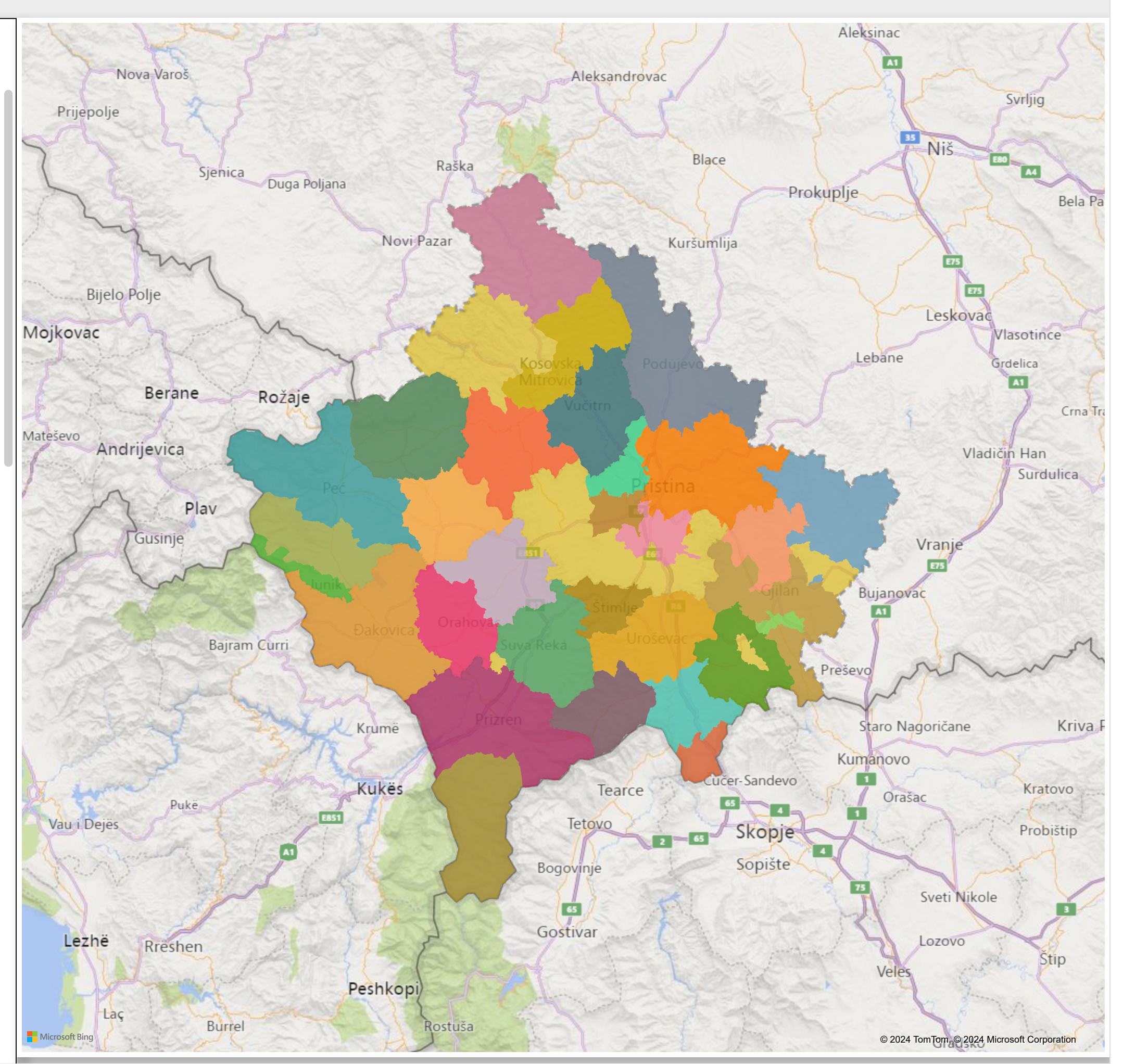


Terra Rank	Name	Trend %	Avatar (F)	Talking About (F)	Followers (F)	Fans Reactions	Post (F)	Likes (F)	% Trend (F)	Reactions Trends (F)	Audience	Rank (I)	Avatar (I)	Followers (I)	Follows Reactions	Post (I)	Likes (I)	% Trend (I)	Reactions Trends (I)
1	Perparim Rama	22.23%		9,856	72,329	5.24%	94	663	-23.97%		Facebook	1		13,468				0.00%	
2	Fadil Nura	26.10%		5,220	11,273	172.91%	28	1,486	127.91%		Facebook	1						0.00%	
3	Bali Muharremaj	8.60%		3,920	36,062	4.33%	56	461	-5.92%		Facebook	1		7,322				0.00%	
4	Agim Aliu	4.33%		3,732	63,719	4.06%	54	450	38.04%		Facebook	1		8,197				0.00%	
5	Smajl Latifi	-0.76%		3,376	21,257	6.62%	89	251	3.72%		Facebook	1						0.00%	
6	Shaqir Totaj	0.10%		2,667	23,209	11.58%	75	264	25.71%		Facebook	1		2,489				0.00%	
7	Alban Hyseni	-5.81%		2,147	26,149	10.34%	36	538	9.57%		Facebook	1		4,611				0.00%	
8	Shpejtim Bulliqi	15.38%		1,677	22,119	8.20%	48	461	24.93%		Facebook	1		2,293				0.00%	
9	Gazmend Muhaxheri	1.76%		3,168	29,322	3.96%	27	440	-29.26%		Facebook	1		5,976				0.00%	
10	Bedri Hamza	43.75%		3,279	19,418	9.25%	14	807	29.95%		Facebook	1		1,307				0.00%	
11	Ardian Gjini	9.72%		1,852	35,759	11.52%	33	502	-9.71%		Facebook	1		11,669				0.00%	
12	Qemajl Aliu	-8.68%		1,765	8,010	11.19%	39	241	-22.26%		Facebook	1		1,598				0.00%	
13	Ilir Ferati	-12.82%		2,484	12,747	4.69%	12	384	-28.89%		Facebook	1		1,332				0.00%	
14	Ferit Idrizi	-3.51%		1,345	7,976	15.40%	31	252	-18.18%		Facebook	1		671				0.00%	
15	Kadri Rahimaj	-0.79%		2,322	6,448	11.14%	11	343	-18.33%		Facebook	1		951				0.00%	
16	Imri Ahmeti	9.11%		2,276	27,207	6.48%	4	956	40.38%		Facebook	1						0.00%	
17	Bashkim Ramosaj	10.06%		1,312	18,012	5.30%	29	172	50.88%		Facebook	1		2,103				0.00%	
18	Sokol Haliti	-6.02%		1,309	10,990	4.16%	13	256	-10.49%		Facebook	1						0.00%	
19	Zenun Elezaj	-8.88%		893	9,902	4.45%	16	207	-34.08%		Facebook	1						0.00%	
20	Donjeta Sahatçiu	1.62%		828	6,607	12.74%	9	276	55.93%		Facebook	1						0.00%	
21	Mehmet Ballazhi	-10.59%		433	3,540	7.43%	25	129	-9.79%		Facebook	1						0.00%	
22	Ruzhdi Shehu	-4.85%		134	4,470	6.00%	12	168	0.60%		Facebook	1		555				0.00%	
23	Dalibor Jevtić	14.20%		32	11,200	2.57%	9	112	166.67%		Facebook	1		66,505				0.00%	
24	Besim Ilazi	-1.17%		4	7,686	4.37%	6	157	0.00%		Facebook	1						0.00%	
25	Ilir Peci	0.00%				0.00%	3	44	0.00%		Facebook	1						0.00%	
26	Bexhet Xheladini	100.47%		0	1,243				-100.00%		Instagram	1						0.00%	
26	Burim Berisha	-9.97%		2	13,401				-100.00%		Instagram	1						0.00%	
26	Ekrem Kastrati	-20.00%							-100.00%		Instagram	1		687				0.00%	
26	Ramiz Lladrovci	-6.84%		0	29,462				-100.00%		Instagram	1						0.00%	



### Top Posts by reactions Facebook

Grid of 12 posts showing various content like news, photos, and videos with high engagement.





The report on social media until Feb 23, 2024, based on the notes and list provided, shows significant changes in the performance . Facebook and Instagram compared to Dec 2024.

Terra Rank	Name	Info
1	Perparim Rama	General ranking (1) for the period: 01/01/2024 until 23/02/2024 meta talking about: 9856   Facebook: ranked (1)  Total Fans: 72329   Total number of posts: 94 or 53 more than Category average of posts  Average post per day: 2   Average feedback per posts: 663 or 431 more than Category average feedback   There is a trend negative, so (-209) people react less in posts   On average, (9.1) people reacted for every 1000 followers of the site   Instagram: ranked (1)  Total Followers: 13468 Total number of posts: or more than Category average of posts.   Average post per day: 1   Average feedback per post: or more than average feedback   There is a trend positive, so () people react a lot to posts   On average, (1) people reacted for every 1000 followers of the site . Audience Facebook
2	Fadil Nura	General ranking (2) for the period: 01/01/2024 until 23/02/2024 meta talking about: 5220   Facebook: ranked (2) won 5 position   Total Fans: 11273   Total number of posts: 28 or 13 less than Category average of posts   Average post per day: 1   Average feedback per posts: 1486 or 1253 more than Category average feedback   There is a trend positive, so (834) people react a lot to posts   On average, (85.54) people reacted for every 1000 followers of the site   Instagram: ranked (1)  Total Followers: Total number of posts: or more than Category average of posts.   Average post per day: 1   Average feedback per post: or more than average feedback   There is a trend positive, so () people react a lot to posts   On average, (1) people reacted for every 1000 followers of the site . Audience Facebook
3	Bali Muharrem aj	General ranking (3) for the period: 01/01/2024 until 23/02/2024 meta talking about: 3920   Facebook: ranked (3)  Total Fans: 36062   Total number of posts: 56 or 15 more than Category average of posts  Average post per day: 2   Average feedback per posts: 461 or 224 more than Category average feedback   There is a trend negative, so (-29) people react less in posts   On average, (12.6) people reacted for every 1000 followers of the site   Instagram: ranked (1)  Total Followers: 7322 Total number of posts: or more than Category average of posts.   Average post per day: 1   Average feedback per post: or more than average feedback   There is a trend positive, so () people react a lot to posts   On average, (1) people reacted for every 1000 followers of the site . Audience Facebook
4	Agim Aliu	General ranking (4) for the period: 01/01/2024 until 23/02/2024 meta talking about: 3732   Facebook: ranked (4) lost -2 position   Total Fans: 63719   Total number of posts: 54 or 13 more than Category average of posts  Average post per day: 1   Average feedback per posts: 450 or 213 more than Category average feedback   There is a trend positive, so (124) people react a lot to posts   On average, (6.99) people reacted for every 1000 followers of the site   Instagram: ranked (1)  Total Followers: 8197 Total number of posts: or more than Category average of posts.   Average post per day: 1   Average feedback per post: or more than average feedback   There is a trend positive, so () people react a lot to posts   On average, (1) people reacted for every 1000 followers of the site . Audience Facebook
5	Smajl Latifi	General ranking (5) for the period: 01/01/2024 until 23/02/2024 meta talking about: 3376   Facebook: ranked (5) won 6 position   Total Fans: 21257   Total number of posts: 89 or 48 more than Category average of posts  Average post per day: 2   Average feedback per posts: 251 or 12 more than Category average feedback   There is a trend positive, so (9) people react a lot to posts   On average, (11.62) people reacted for every 1000 followers of the site   Instagram: ranked (1)  Total Followers: Total number of posts: or more than Category average of posts.   Average post per day: 1   Average feedback per post: or more than average feedback   There is a trend positive, so () people react a lot to posts   On average, (1) people reacted for every 1000 followers of the site . Audience Facebook
6	Shaqir Totaj	General ranking (6) for the period: 01/01/2024 until 23/02/2024 meta talking about: 2667   Facebook: ranked (7) lost -1 position   Total Fans: 23209   Total number of posts: 75 or 34 more than Category average of posts  Average post per day: 2   Average feedback per posts: 264 or 26 more than Category average feedback   There is a trend positive, so (54) people react a lot to posts   On average, (10.97) people reacted for every 1000 followers of the site   Instagram: ranked (1)  Total Followers: 2489 Total number of posts: or more than Category average of posts.   Average post per day: 1   Average feedback per post: or more than average feedback   There is a trend positive, so () people react a lot to posts   On average, (1) people reacted for every 1000 followers of the site . Audience Facebook
7	Alban Hyseni	General ranking (7) for the period: 01/01/2024 until 23/02/2024 meta talking about: 2147   Facebook: ranked (8) won 1 position   Total Fans: 26149   Total number of posts: 36 or 5 less than Category average of posts   Average post per day: 1   Average feedback per posts: 538 or 301 more than Category average feedback   There is a trend positive, so (47) people react a lot to posts   On average, (19.78) people reacted for every 1000 followers of the site   Instagram: ranked (1)  Total Followers: 4611 Total number of posts: or more than Category average of posts.   Average post per day: 1   Average feedback per post: or more than average feedback   There is a trend positive, so () people react a lot to posts   On average, (1) people reacted for every 1000 followers of the site . Audience Facebook
8	Shpejtim Bulliqi	General ranking (8) for the period: 01/01/2024 until 23/02/2024 meta talking about: 1677   Facebook: ranked (6) lost -2 position   Total Fans: 22119   Total number of posts: 48 or 7 more than Category average of posts  Average post per day: 1   Average feedback per posts: 461 or 224 more than Category average feedback   There is a trend positive, so (92) people react a lot to posts   On average, (20.32) people reacted for every 1000 followers of the site   Instagram: ranked (1)  Total Followers: 2293 Total number of posts: or more than Category average of posts.   Average post per day: 1   Average feedback per post: or more than average feedback   There is a trend positive, so () people react a lot to posts   On average, (1) people reacted for every 1000 followers of the site . Audience Facebook
9	Gazmend Muhaxheri	General ranking (9) for the period: 01/01/2024 until 23/02/2024 meta talking about: 3168   Facebook: ranked (10) won 3 position   Total Fans: 29322   Total number of posts: 27 or 14 less than Category average of posts   Average post per day: 1   Average feedback per posts: 440 or 202 more than Category average feedback   There is a trend negative, so (-182) people react less in posts   On average, (14.86) people reacted for every 1000 followers of the site   Instagram: ranked (1)  Total Followers: 5976 Total number of posts: or more than Category average of posts.   Average post per day: 1   Average feedback per post: or more than average feedback   There is a trend positive, so () people react a lot to posts   On average, (1) people reacted for every 1000 followers of the site . Audience Facebook
10	Bedri Hamza	General ranking (10) for the period: 01/01/2024 until 23/02/2024 meta talking about: 3279   Facebook: ranked (11) won 19 position   Total Fans: 19418   Total number of posts: 14 or 27 less than Category average of posts   Average post per day: 1   Average feedback per posts: 807 or 570 more than Category average feedback   There is a trend positive, so (186) people react a lot to posts   On average, (40.68) people reacted for every 1000 followers of the site   Instagram: ranked (1)  Total Followers: 1307 Total number of posts: or more than Category average of posts.   Average post per day: 1   Average feedback per post: or more than average feedback   There is a trend positive, so () people react a lot to posts   On average, (1) people reacted for every 1000 followers of the site . Audience Facebook
11	Ardian Gjini	General ranking (11) for the period: 01/01/2024 until 23/02/2024 meta talking about: 1852   Facebook: ranked (9) lost -4 position   Total Fans: 35759   Total number of posts: 33 or 8 less than Category average of posts   Average post per day: 1   Average feedback per posts: 502 or 265 more than Category average feedback   There is a trend negative, so (-54) people react less in posts   On average, (13.82) people reacted for every 1000 followers of the site   Instagram: ranked (1)  Total Followers: 11669 Total number of posts: or more than Category average of posts.   Average post per day: 1   Average feedback per post: or more than average feedback   There is a trend positive, so () people react a lot to posts   On average, (1) people reacted for every 1000 followers of the site . Audience Facebook
12	Qemajl Aliu	General ranking (12) for the period: 01/01/2024 until 23/02/2024 meta talking about: 1765   Facebook: ranked (12) won 2 position   Total Fans: 8010   Total number of posts: 39 or 2 less than Category average of posts   Average post per day: 1   Average feedback per posts: 241 or 2 more than Category average feedback   There is a trend negative, so (-69) people react less in posts   On average, (28.21) people reacted for every 1000 followers of the site   Instagram: ranked (1)  Total Followers: 1598 Total number of posts: or more than Category average of posts.   Average post per day: 1   Average feedback per post: or more than average feedback   There is a trend positive, so () people react a lot to posts   On average, (1) people reacted for every 1000 followers of the site . Audience Facebook
13	Komuna e Lipjanit	General ranking (13) for the period: 01/01/2024 until 23/02/2024 meta talking about: 2107   Facebook: ranked (17) won 9 position   Total Fans: 17892   Total number of posts: 45 or 4 more than Category average of posts  Average post per day: 1   Average feedback per posts: 134 or -106 less than Category average feedback   There is a trend positive, so (13) people react a lot to posts   On average, (7.36) people reacted for every 1000 followers of the site Audience Facebook
14	Ilir Ferati	General ranking (14) for the period: 01/01/2024 until 23/02/2024 meta talking about: 2484   Facebook: ranked (22) lost -14 position   Total Fans: 12747   Total number of posts: 12 or 29 less than Category average of posts   Average post per day: 1   Average feedback per posts: 384 or 146 more than Category average feedback   There is a trend negative, so (-156) people react less in posts   On average, (29.28) people reacted for every 1000 followers of the site   Instagram: ranked (1)  Total Followers: 1332 Total number of posts: or more than Category average of posts.   Average post per day: 1   Average feedback per post: or more than average feedback   There is a trend positive, so () people react a lot to posts   On average, (1) people reacted for every 1000 followers of the site . Audience Facebook
15	Komuna e Prishtinës	General ranking (15) for the period: 01/01/2024 until 23/02/2024 meta talking about: 1510   Facebook: ranked (16) won 9 position   Total Fans: 81526   Total number of posts: 94 or 53 more than Category average of posts  Average post per day: 2   Average feedback per posts: 75 or -166 less than Category average feedback   There is a trend positive, so (7) people react a lot to posts   On average, (0.91) people reacted for every 1000 followers of the site Audience Facebook
16	Ferit Idrizi	General ranking (16) for the period: 01/01/2024 until 23/02/2024 meta talking about: 1345   Facebook: ranked (13) won 2 position   Total Fans: 7976   Total number of posts: 31 or 10 less than Category average of posts   Average post per day: 1   Average feedback per posts: 252 or 13 more than Category average feedback   There is a trend negative, so (-56) people react less in posts   On average, (30.2) people reacted for every 1000 followers of the site   Instagram: ranked (1)  Total Followers: 671 Total number of posts: or more than Category average of posts.   Average post per day: 1   Average feedback per post: or more than average feedback   There is a trend positive, so () people react a lot to posts   On average, (1) people reacted for every 1000 followers of the site . Audience Facebook
17	Komuna e Gjakovës	General ranking (17) for the period: 01/01/2024 until 23/02/2024 meta talking about: 1214   Facebook: ranked (15) lost -3 position   Total Fans: 29984   Total number of posts: 90 or 49 more than Category average of posts  Average post per day: 2   Average feedback per posts: 78 or -163 less than Category average feedback   There is a trend negative, so (-58) people react less in posts   On average, (2.56) people reacted for every 1000 followers of the site Audience Facebook
18	Kadri Rahimaj	General ranking (18) for the period: 01/01/2024 until 23/02/2024 meta talking about: 2322   Facebook: ranked (26) lost -8 position   Total Fans: 6448   Total number of posts: 11 or 30 less than Category average of posts   Average post per day: 1   Average feedback per posts: 343 or 104 more than Category average feedback   There is a trend negative, so (-77) people react less in posts   On average, (50.62) people reacted for every 1000 followers of the site   Instagram: ranked (1)  Total Followers: 951 Total number of posts: or more than Category average of posts.   Average post per day: 1   Average feedback per post: or more than average feedback   There is a trend positive, so () people react a lot to posts   On average, (1) people reacted for every 1000 followers of the site . Audience Facebook
19	Imri Ahmeti	General ranking (19) for the period: 01/01/2024 until 23/02/2024 meta talking about: 2276   Facebook: ranked (25) lost -2 position   Total Fans: 27207   Total number of posts: 4 or 37 less than Category average of posts   Average post per day: 1   Average feedback per posts: 956 or 718 more than Category average feedback   There is a trend positive, so (275) people react a lot to posts   On average, (35.06) people reacted for every 1000 followers of the site   Instagram: ranked (1)  Total Followers: Total number of posts: or more than Category average of posts.   Average post per day: 1   Average feedback per post: or more than average feedback   There is a trend positive, so () people react a lot to posts   On average, (1) people reacted for every 1000 followers of the site . Audience Facebook
20	Bashkim Ramosaj	General ranking (20) for the period: 01/01/2024 until 23/02/2024 meta talking about: 1312   Facebook: ranked (20) won 4 position   Total Fans: 18012   Total number of posts: 29 or 12 less than Category average of posts   Average post per day: 1   Average feedback per posts: 172 or -67 less than Category average feedback   There is a trend positive, so (58) people react a lot to posts   On average, (9.5) people reacted for every 1000 followers of the site   Instagram: ranked (1)  Total Followers: 2103 Total number of posts: or more than Category average of posts.   Average post per day: 1   Average feedback per post: or more than average feedback   There is a trend positive, so () people react a lot to posts   On average, (1) people reacted for every 1000 followers of the site . Audience Facebook
21	Komuna e Ferizajt	General ranking (21) for the period: 01/01/2024 until 23/02/2024 meta talking about: 654   Facebook: ranked (14) lost -4 position   Total Fans: 38275   Total number of posts: 111 or 70 more than Category average of posts  Average post per day: 3   Average feedback per posts: 68 or -174 less than Category average feedback   There is a trend positive, so (18) people react a lot to posts   On average, (1.75) people reacted for every 1000 followers of the site Audience Facebook
22	Komuna Skenderaj	General ranking (22) for the period: 01/01/2024 until 23/02/2024 meta talking about: 896   Facebook: ranked (19) won 1 position   Total Fans: 24712   Total number of posts: 28 or 13 less than Category average of posts   Average post per day: 1   Average feedback per posts: 203 or -36 less than Category average feedback   There is a trend negative, so (-25) people react less in posts   On average, (8.08) people reacted for every 1000 followers of the site Audience Facebook
23	Komuna Shtime	General ranking (23) for the period: 01/01/2024 until 23/02/2024 meta talking about: 699   Facebook: ranked (18) won 4 position   Total Fans: 15120   Total number of posts: 77 or 36 more than Category average of posts  Average post per day: 2   Average feedback per posts: 78 or -163 less than Category average feedback   There is a trend negative, so (-5) people react less in posts   On average, (5.1) people reacted for every 1000 followers of the site Audience Facebook
24	Sokol Haliti	General ranking (24) for the period: 01/01/2024 until 23/02/2024 meta talking about: 1309   Facebook: ranked (27) lost -8 position   Total Fans: 10990   Total number of posts: 13 or 28 less than Category average of posts   Average post per day: 1   Average feedback per posts: 256 or 17 more than Category average feedback   There is a trend negative, so (-30) people